



MODUL
TEMA 11

With My Pleasure

BAHASA INGGRIS PAKET C SETARA SMA/MA KELAS XII



Kementerian Pendidikan dan Kebudayaan
Direktorat Jenderal PAUD, Pendidikan Dasar, dan Pendidikan Menengah
Direktorat Pendidikan Masyarakat dan Pendidikan Khusus
Tahun 2020



MODUL
TEMA 11

With My Pleasure

BAHASA INGGRIS PAKET C SETARA SMA/MA KELAS XII



Kementerian Pendidikan dan Kebudayaan
Direktorat Jenderal PAUD, Pendidikan Dasar, dan Pendidikan Menengah
Direktorat Pendidikan Masyarakat dan Pendidikan Khusus
Tahun 2020

Easy English for Package C (Equal to Senior High School Level XII)
Modul Tema 11 : With My Pleasure

- **Penulis:** Runing Agustinawati, S.Pd; Suci Paresti
- **Editor:** Dr. Samto; Dr. Subi Sudarto
Dra. Maria Listiyanti; Dra. Suci Paresti, M.Pd.; Apriyanti Wulandari, M.Pd.
- **Diterbitkan oleh:** Direktorat Pendidikan Masyarakat dan Pendidikan Khusus–Direktorat Jenderal Pendidikan Anak Usia Dini, Pendidikan Dasar, dan Pendidikan Menengah–Kementerian Pendidikan dan Kebudayaan

iv+ 56 hlm + ilustrasi + foto; 21 x 28,5 cm

Modul Dinamis: Modul ini merupakan salah satu contoh bahan ajar pendidikan kesetaraan yang berbasis pada kompetensi inti dan kompetensi dasar dan didesain sesuai kurikulum 2013. Sehingga modul ini merupakan dokumen yang bersifat dinamis dan terbuka lebar sesuai dengan kebutuhan dan kondisi daerah masing-masing, namun merujuk pada tercapainya standar kompetensi dasar.

Kata Pengantar

Pendidikan kesetaraan sebagai pendidikan alternatif memberikan layanan kepada masyarakat yang karena kondisi geografis, sosial budaya, ekonomi dan psikologis tidak berkesempatan mengikuti pendidikan dasar dan menengah di jalur pendidikan formal. Kurikulum pendidikan kesetaraan dikembangkan mengacu pada kurikulum 2013 pendidikan dasar dan menengah hasil revisi berdasarkan peraturan Mendikbud No.24 tahun 2016. Proses adaptasi kurikulum 2013 ke dalam kurikulum pendidikan kesetaraan adalah melalui proses kontekstualisasi dan fungsionalisasi dari masing-masing kompetensi dasar, sehingga peserta didik memahami makna dari setiap kompetensi yang dipelajari.

Pembelajaran pendidikan kesetaraan menggunakan prinsip flexible learning sesuai dengan karakteristik peserta didik kesetaraan. Penerapan prinsip pembelajaran tersebut menggunakan sistem pembelajaran modular dimana peserta didik memiliki kebebasan dalam penyelesaian tiap modul yang di sajikan. Konsekuensi dari sistem tersebut adalah perlunya disusun modul pembelajaran pendidikan kesetaraan yang memungkinkan peserta didik untuk belajar dan melakukan evaluasi ketuntasan secara mandiri.

Tahun 2017 Direktorat Pembinaan Pendidikan Keaksaraan dan Kesetaraan, Direktorat Jenderal Pendidikan Anak Usia Dini dan Pendidikan Masyarakat mengembangkan modul pembelajaran pendidikan kesetaraan dengan melibatkan Pusat Kurikulum dan Perbukuan Kemdikbud, para akademisi, pamong belajar, guru dan tutor pendidikan kesetaraan. Modul pendidikan kesetaraan disediakan mulai paket A tingkat kompetensi 2 (kelas 4 Paket A). Sedangkan untuk peserta didik Paket A usia sekolah, modul tingkat kompetensi 1 (Paket A setara SD kelas 1-3) menggunakan buku pelajaran Sekolah Dasar kelas 1-3, karena mereka masih memerlukan banyak bimbingan guru/tutor dan belum bisa belajar secara mandiri.

Kami mengucapkan terimakasih atas partisipasi dari Pusat Kurikulum dan Perbukuan Kemdikbud, para akademisi, pamong belajar, guru, tutor pendidikan kesetaraan dan semua pihak yang telah berpartisipasi dalam penyusunan modul ini.

Jakarta, 1 Juli 2020
Plt. Direktur Jenderal



Hamid Muhammad

Contents

Kata Pengantar	iii
Contents	iv
MODUL 11 WITH MY PLEASURE.....	1
Preface	1
Guideline	2
Completeness Criteria.....	4
UNIT 1 CAN I HELP YOU ?.....	5
1. Activity 1: Offering some help	6
2. II. Activity 2: Listen and learn the story of video	11
UNIT 2 DO YOU NEED MY HELP?	17
1. Activity 1: Asking for Help	18
2. Activity 2: Conditional followed by imperative/command/ request.....	23
Grammar Zone.....	28
Exercise	29
Summary.....	32
Evaluation	33
Additional Resources	38
Assessment.....	38
Go To The Next Module!	38
Assessment.....	39
References.....	53
About the Author	54



WITH MY PLEASURE

▶ Preface

Welcome to Easy English for Package C (equal to Senior High School). This is a self-learning module which is designed for Package C students. It is designed based on the revised 2013 of English curriculum.

This module consists of two units where each unit consists of several tasks to do. At the beginning of unit you will find learning outcomes that you should accomplished. So you are going to know what you will be able to do after you have finished each unit. In this module you will learn about how to ask for help and how to offer a help.

This module provides you with various tasks that you should do in order to develop your language skill. Listening dialogue, reading text, comprehension questions, text constructions, completing sentences, practice yourself are various tasks you may try to develop your language skills.

At the end of the module you will find a summary. A summary is used to reflect your achievement. You also will find any resources you should learn in order to complete your knowledge and practice the content of the material. In the last, you will lead to know what is the next material will be provided in the next module and certain criteria you should accomplished in order to pass this module.

You may learn English in Easy English for Package C as a self-learning module. Even though, you may learn by yourself, in a pair, in a small group, even in a whole class. You will listen, you will read, and you will learn something new in this module. Finally, enjoy the module and start to learn English easily.





Let's have fun learning English and wish you get all the best!





Author

Guideline

How to use this module?

There are several steps in using this module!

 Guideline	<p>Step 1 Read the guideline! Guideline is a general explanation on each step how to use the module. (Petunjuk penggunaan adalah penjelasan umum setiap langkah bagaimana menggunakan modul ini)</p>
 Learning Outcomes	<p>Step 2 Read the learning outcomes! Learning outcomes are the outcomes that a learner should accomplish. (Tujuan atau capaian pembelajaran yang harus dipenuhi oleh peserta didik)</p>
 Learning Activities	<p>Step 3 Do the learning activities! Learning activities are various activities to help a learner develop their language skills. (Kegiatan pembelajaran yang membantu peserta didik mengembangkan ketrampilan berbahasa).</p>
 Summary	<p>Step 4 Read the summary! Summary is a brief explanation to remind the learner about the previous material. (Rangkuman merupakan penjelasan singkat untuk mengingatkan kembali peserta didik terhadap isi materi).</p>

 Grammar	<p>Step 5 Grammar Zone! In this session you have to pay attention to the grammar related to the content of unit. (Pada bagian ini, Anda harus memperhatikan grammar yang sesuai dengan isi materi pada unit tersebut).</p>
 Completeness Criteria	<p>Step 6 Set the completeness criteria! Completeness Criteria is several criteria a learner should complete to finish this module before moving to the next module. (Kriteria ketuntasan adalah kriteria yang harus dipenuhi oleh peserta didik untuk menyelesaikan modul ini).</p>
 Evaluation	<p>Step 7 Evaluation! Evaluation is certain short test to make sure whether the learners mastering the lesson very well. (Evaluasi adalah beberapa soal pendek yang diberikan untuk memastikan bahwa peserta didik telah menguasai materi dengan baik).</p>
 Additional References	<p>Step 8 Pay attention to this! Additional references to enrich materials in order to develop language skills. (Referensi atau sumber belajar lain yang dapat digunakan peserta didik untuk menambah kemampuan berbahasanya.)</p>
 Next module	<p>Step 9 Go the next module, if you set the completeness criteria ! (Menuju modul berikutnya setelah menyelesaikan evaluasi Modul 12).</p>

NOTE: Use the DICTIONARY when it is necessary.

(Gunakan kamus apabila diperlukan).

Completeness Criteria

You are declared passing and can continue to study to the next module, if you reach the 80 score criteria. You must complete all the assignments and practice questions contained in this module. In other words, if you complete 80% of the competencies you can go the next module. Do your best to achieve the criteria.

Happy learning and good luck!

Anda dinyatakan lulus dan dapat melanjutkan belajar ke modul berikutnya jika mencapai kriteria skor 80. Dengan kata lain, jika Anda menyelesaikan 80% dari kompetensi, Anda dapat melanjutkan ke modul berikutnya. Anda harus menyelesaikan semua tugas dan latihan soal yang ada pada modul ini. Lakukan yang terbaik untuk mencapai kriteria.

Selamat Belajar dan semoga sukses!

UNIT 1 CAN I HELP YOU ?



Source: haibunda.com

Learning Outcome

COMPREHENDING : Possesive pronoun

PRACTICE TO CONSTRUCT : Possesive pronoun

CHARACTER BUILDING : Politeness, Confidence, Collaboration, Communicate

A

LEARNING ACTIVITIES

1. Activity 1: Offering some help



Source: <https://www.cartoonstock.com/directory/c/congratulate.asp>

Lead-in

- ▶ What do you say to offer help to people?
- ▶ What expression are commonly used to appreciate an offer?

a. Read and Learn



Source: <https://google.com>

Seanu : I see you have a problem with your car

Rudi : Yes, it won't start when I start it.

Seanu : Do you want any help ?

Rudi : Yes if you don't mind

Seanu : No, not at all. I'd be glad to give you a hand.

Rudi : Thanks. I appreciate it

b. Answer the questions based on the dialogue!

1) Who are they in the dialogue?

.....

2) What does Rudi do?

.....

3) What does Seanu say to help Rudi?

.....

4) What expression to respond to offering help?

.....

c. Repeat after your teacher (Tirukan gurumu)

1) Offering to do something (Menawarkan sesuatu)

For Examples:

- Would you like me ...?
(untuk menawarkan bantuan dalam hal...)
- I'll ... if you 'd like.
(untuk memberi tawaran bantuan pada...)
- I'll be glad to ..., if you 'd like
(untuk memberikan bantuan sesuatu...)
- I'll be happy to..., if you'd like
(untuk memberikan bantuan sesuatu...)
- Let me ...
(ijinkan saya melakukan ... untuk Anda)

2) Offering to help (Menawarkan bantuan)

For Examples:

- Do you need any help ?
- Do you want a hand ?

- Can I help you ?
- Can I assist you ?
- Can I do something to help you ?
- Would you like me to help you ?
- Allow me to... (guru mengembangkan sendiri isian kalimat sesuai situasi)
- Is there anything I can do to help ?

3) Responding to an offer (Menanggapi tawaran)

For Examples:

- If you don't mind
- I don't want to trouble you
- Don't worry about it

4) Appreciating an offer (Menghargai suatu tawaran)

For Examples:

- I really appreciate it
- I am very grateful
- It's very good of you to offer
- That would be nice
- You are very kind

d. Pay attention to the pictures below. After that, give statement to this picture.



Picture 1



Picture 2



Picture 3



Picture 4



Picture 5



Picture 6



Picture 7



Picture 8



Picture 9



Picture 10

- 1) Picture 1
- 2) Picture 2
- 3) Picture 3
- 4) Picture 4
- 5) Picture 5
- 6) Picture 6
- 7) Picture 7
- 8) Picture 8
- 9) Picture 9
- 10) Picture 10

e. Exercise


Fill the blank below with suitable word in the box.

- | | |
|--------------------------------|------------------------------------|
| a. No, thank you. | f. Can I do something to help you? |
| b. Oh, please. | g. if you don't mind. |
| c. That's not necessary. | h. Would you like me to help you? |
| d. That's very kind of you. | i. What can I get you? |
| e. If it's no trouble for you. | j. Can you assist me with the way? |

1.	Marry :	Hi Jane What happened? You look so bad. Is there anything I can do for you?
	Jane : I can handle it myself
2.	Raffi:	Why do you look so sad? May I help you?
	Billy : I don't know what to do
3.	Akbar:	Hello Jim, You seem confused to do the math homework Would you like me to do it for you?
	Jimmy: I think I can do it myself.

4.	Inna:	Hi Ann, What 's the matter? You look afraid to see Mr. Kyle. What can I do for you?
	Anne: I just feel nervous to see him
5.	Sofie:	Why didn't you type your article by yourself?
	Yani : I can't type well
6	Waiter :	Hallo.?
	Ali :	I want a sandwich and a cup of coffee.
7.	Nurse :	Can I get you a magazine to read while you are waiting for the doctor?
	Patient :	Yes, please. Thank you.
8.	Nadiem :	The luggage you brought looks very heavy.?
	Nabila :	Sure. Thank you for your kindness.
9.	Tourist :	Hi, I want to go to the National Museum.?
	Someone:	Well, the National Museum is not far from here. Just go straight after the traffic light turn right. You'll see the National Museum.
10.	Abel :	You look confused.?
	Safira	I am very grateful. Do you know how to send an email?

2. II. Activity 2: Listen and learn the story of video



a. Listen and learn the video below!

Open the link below the news then answer the question briefly!

<https://www.youtube.com/watch?v=RTHUbKYWE3U>



- 1) What is the theme from the dialogue above? (retell it briefly)
.....
- 2) What does Indra do, when Diah comes?
.....
- 3) Who assists Indra to open the gate?
.....
- 4) What kind of help have given by Widi?
.....
- 5) What does Widi say to Diah when she comes to Widi's and Indra's home?
.....
- 6) What is Diah purposed to Indra's home?
.....
- 7) Did Indra give help ?
.....

- 8) What is Indra's expression while Diah asked for help?
.....
- 9) 9.What is Diah said after she has been helped by Indra?
.....
- 10) Who are they in the dialogue?
.....

b. Listen and learn the video below!

<https://www.youtube.com/watch?v=n1Z7OcDU9bw>



- 1) What is the content of the dialogue from the video above?
.....
- 2) Who are the actors from the video above?
.....
- 3) Why Beauty feel terrible on her first day in Thailand?
.....
- 4) A girl sees Beauty confused. What is the girl ask Beauty and her friend?
.....

- 5) What does the girl suggests to do for finding Beauty wallet?
.....
- 6) Did Beauty find the wallet after the announcement?
.....
- 7) Where did the boy found the wallet?
.....
- 8) How is Beauty's expression after she finds her wallet?
.....
- 9) How is Beauty's ask for help to go to the hotel?
.....
- 10) What is Beauty's expression after she knows the way to the hotel from that girl?
.....

c. Listen to the video and fill in the blank as you hear from the video !

Open the link below and listen, then fill in the blank briefly!

https://www.youtube.com/watch?v=NzYxS_Xy0oM



Anna : Are you okay Tom?
 Tom : No
 Anna : Oh. What's wrong?
 Tom : No.
 Anna : Oh. What's wrong?
 Tom : Everything
 Anna : I see. (1).....?
 Tom : My computer has crashed. I've lost my phone. And there's a big, big problem with my timetable.
 I've got two meeting scheduled at the same time with two extremely important client. I can't do them both at once!
 Anna : (2)
 Tom : Thanks Anna, but this are big, big clients. They need someone of experience.
 Anna : Well, (3)!
 Tom : I can handle this, alright!

Tom : Anna? Can you help me?
 They've both arrived at once! Oh god! I'll deal with Mrs. Kumquat.

Anna : Okay.
 Tom : You talk to Mr. Lime, he's from a company called Citrus Ventures.
 They own hundreds of juice bars.

Margeri : Are you sure that's a good idea, Tom?
 Tom : I don't have much choice, do I?
 Margeri : Well I could.
 Tom : Just keep him occupied Anna, tell him how great he is... No, no, tell him how great I am.
 Find out what he wants. If it's about the... well, never mind, just be nice.

Anna : Understood.
 Tom : Mr. Lime! Are you well?
 Mr. Lime Yes, but I'm actually rather angry too.
 Tom : Ah, well let me introduce you to Anna!
 Anna : Mr. Lime, it's a pleasure to meet you! (4)
 Mr. Lime Oh..er.. Thank you.
 Anna : (5), Mr. Lime?
 Mr. Lime Oh ... Thanks.
 Anna : Now, please come this way and you can tell me what's wrong

d. Vocabularies

swept	Menyapu	gate	pagar
Help	Pertolongan	Wallet	Dompot
Best Friend	Teman terbaik	lost	Hilang
Announcement	Pengumuman	Heard	Mendengar
Nice	Baik	Trip	Perjalanan
Enjoy	Menikmati	Straight	Lurus
Circle	Lingkaran	Opposite	Lawan Kata
Call	Menelpon	Calm Down	Tenanglah
crashed	Macet	timetable	jadwal
Meeting scheduled	Pertemuan yang dijadwalkan	Extremely important	Sangat penting
clients	Klien	Both at once	Keduanya sekaligus
experience	berpengalaman	arrived	Tiba
occupied	Sibuk	actually	sebenarnya

UNIT 2

DO YOU NEED MY HELP?



Source :<http://m.siagaonline.com>

Learning Outcome

- COMPREHENDING : Asking for help**
- PRACTICE TO CONSTRUCT : Conditional followed by imperative / command / request**
- CHARACTER BUILDING : Confidence, Collaboration, Politeness, Communicate**

1. Activity 1: Asking for Help



Lead-in

What do you say if someone need your help?
 What expression are common to asking for help?

a. To express asking for help you can use the sentences below:

- 1) Would you mind helping me, please?
- 2) Can / Could you help me, please?
- 3) Would you like to help me, please?

b. Read and Learn



Source: <https://tribun.com>

Sony : What's the matter with you Indah?
 Indah : I have a problem with my teeth.
 Sony : I think you have toothache, you must go to the doctor.
 Indah : Can you accompany me to go there?
 Sony : Ok never mind, let's go.
 Indah : Thank you

c. Answer the following questions.

- 1) How many persons in the dialogue?

- 2) Write the expression of asking for help from the dialogue!

- 3) What is the problem facing Indah?

- 4) Can you mention another expression of asking for help!

d. Make a dialogue at least 6 sentences about situation below

- 1) When you went to the supermarket, you saw an old woman who bring a big suitcase and another things, what will you do with the woman, and what expression in the text.

- 2) At school you have many homework that you must do in a day, such as mathematic, english, and phisic, eventhough you have try hard to do it. Then you ask your friend to help you.

3) I love to eat, therefore my body turns big. At school, my friends bullying on my body appearance. This problem makes me sad. Then I ask your best friend to help you.

.....
.....
.....
.....
.....

4) This month my parents have a lot to pay, such as my sister's school fees, monthly water and electricity, monthly food consumption, and also my college fees. I want to help my parents. Can you find a solution to my problem?

.....
.....
.....
.....
.....

e. Read and learn

Amanda : Good morning, sir!
Shopkeeper : Good morning mom, can I help you?
Amanda : Yes, sir.
Shopkeeper : We have so many clothes here, you can choose it first Mom.
Amanda : Can you help me to take the trousers over there?
Shopkeeper : Okay mom, its size L for you, I think it's fit you
Amanda : Alright, I will try it on.
Shopkeeper : Okay I will wait.
Amanda : I think it suit for me, what does it cost?
Shopkeeper : It is Rp 100.000,00,-
Amanda : Can I bargain it?
Shopkeeper : I am sorry mom, its fixed price.

f. Answer the following question based on the dialogue above.

- 1) How many person in the dialogue ?
.....
- 2) When does Amanda go shopping?
.....
- 3) What shop does Amanda go in?
.....
- 4) What Amanda wants to buy in the shopping center?
.....
- 5) Can you show the expression of asking for help from the dialogue ?
.....
- 6) What's size Amanda trouser?
.....
- 7) How much does a trouser cost?
.....
- 8) How much money do you give to the shopkeeper if Amanda buys two trouser?
.....
- 9) Why do you think Amanda wants to bargain the trouser price?
.....
- 10) Why can't Amanda bargain the trouser price?
.....

g. You want someone to do something for you, say it politely

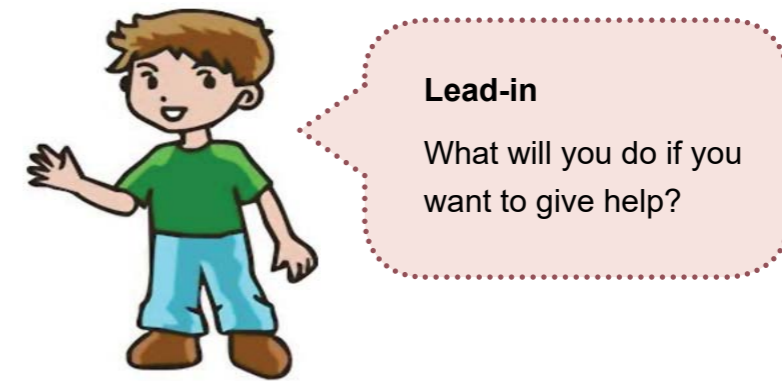
For example:

Turn off the fan

Answer: Can you turn off the fan, please?

- 1) Turn on the computer
Answer:
- 2) Turn off the television
Answer:
- 3) Switch off the cell phone
Answer:
- 4) Switch on the lamp
Answer:
- 5) Speak loudly
Answer:
- 6) Cooked dinner
Answer:
- 7) Recite prayers before eating
Answer:
- 8) Sing a song
Answer:
- 9) Pick up my daughter
Answer:
- 10) Take care my mother
Answer:

2. Activity 2: Conditional followed by imperative/command/request.



a. Read and Learn

	<p>Dony : Dina, what will you do if there are hunger people?</p> <p>Dina : If there are hungry people, I will give them food?</p>
	<p>Dony : Dina, what will you do if you see old woman cross the street?</p> <p>Dina : If there is an old woman who want to cross the street, I will help her.</p>

b. Complete the sentences with your own words. Number one has been done for you.

Example: If there are friend who has difficulty in doing math, I will help her/him to do it.

- 1) My neighbour doesn't have money to go to the doctor, so I
.....
- 2) If I see an old man fall down, I will
.....
- 3) The Red Cross Center is the leak of blood, my blood is A. So I
.....
- 4) If I see a burglar asking for something, I will
.....
- 5) If my brother has trouble doing homework, I will
.....
- 6) If my mother does not have time to tidy up the house, I will
.....
- 7) If my parents cannot take me to school, I will
.....
- 8) If I study hard, I will
.....
- 9) If I think positively, then
.....
- 10) If I'm not desperate, then
.....

c. Learn the video below.

Listen to the dialogue from youtube below. There is 5 dialogue, but in this module, we will learn 3 dialogues. Here is the link:

<https://www.sederet.com/tutorial/english-listening-offering-help-conversation/>



First Conversation: Listen carefully and answer the question based on the first dialogue.

- 1) Where does the conversation take place?
.....
- 2) What was the conversation about?
.....
- 3) Who spoke in the conversation?
.....
- 4) What does the reception hotel offer?
.....
- 5) Can you write the expression of asking for help from the dialogue ?
.....

Second Conversation: Listen to the conversation carefully and fill the blank below with a suitable sentence in the box.

- a) I got D for my last assignment. As well as for my other assignments.
- b) I can help you with that! Would you like me to tutor you?
- c) I don't think I will pass chemistry this semester.
- d) I suppose I could have a little tutoring with chemistry.
- e) Can I help you with anything?

Lana : (1)

Mia : What? Why?

Lana : (2)

Mia : Well, there will still be a final test, right? What did you get for the midterm test?

Lana : B

Mia : Well, that's a start. Don't give up just yet. We still have three weeks before finals. (3)

Lana : (4)

Mia : (5)

Lana : If you could, and if you don't mind.

Mia : Of course, I don't mind! I would love to! Let's start with three days a week, just an hour each after school. You pick the days. How about that?

Lana : Thank you so much, Mia!

Third Conversation: Read and Translate into Bahasa Indonesia.

A : Sir, Have you finished your dinner?

Translate :

B : Not yet. I still eat this one

Translate :

A : Sure. Do you want me to get you something to drink?

Translate :

B : Just fresh water, please.

Translate :

A : Please wait a minute.

Translate :

B : Thanks

Translate :

d. Vocabularies

Older	Lebih tua	Behind	Belakang
Deep	Dalam	Land	Tanah
Skin	Kulit	Death	Kematian
Polio	Polio	Try	Mencoba
Cooking	Memasak	Hungry	Lapar
Experience	Pengalaman	Crowd	Kerumunan

e. Pay Attention

How to express conditional followed by suggestion/command/advice?

You may use the sentence as below:

If you have much money	a	Help poor people
	b	Help to build school
	c	Buy friend a school's equipment
	d	Give money to social activity
What will you do, If you are as a teacher ?	a	Giving advice to student to study hard
	b	Giving free course at home
	c	Asking the student to get discipline
	d	Educate the student well

Note: You can also use many others expression of command, suggestions, or advice to follow the conditional sentences

Pada modul ini grammar yang diperkenalkan adalah tentang possessive pronoun yang menerangkan tentang kepemilikan, baik itu untuk orang pertama tunggal, orang kedua dan orang ketiga tunggal serta jamak. Untuk lebih jelasnya bagaimana penggunaan possessive pronoun adalah sebagai berikut:

1. Possessive Pronoun

a. Kata ganti kepunyaan di bawah ini ditempatkan di depan kata benda

My	Aku	My father	Ayahku
Our	Kami	Our mother	Ibu kami
Your	Kamu	Your uncle	Pamanmu
Your	Kalian	Your aunt	Bibi kalian
His	Dia/nya	His nephew	Keponakannya
Her	Dia/nya	Her Cousin	Keponakannya
Its	Dia/nya	Its yard	
Their	Mereka	Their Son	Halamannya Putranya

b. Kata ganti kepunyaan di bawah ini bisa ditempatkan di depan dan di belakang kata benda misalnya :

My own	Aku sendiri	My own wife	Istri sendiri
Our own	Kami sendiri	Our own husband	Suami sendiri
Your own	Kalian sendiri	Your own family	Keluarga sendiri
His own	Dia sendiri	His own grand father	Kakeknya sendiri
Her own	Dia sendiri	Her own mother in law	Ibu mertuanya
Its own	Dia sendiri	its own tail	Ekornya sendiri
Their own	Mereka sendiri	Their own village	Desa mereka sendiri

c. Kata ganti kepunyaan di bawah ini hanya ditempatkan dibelakang kata benda dengan didahului kata of misalnya:

Mine	Aku	House of mine	Rumahku
Ours	Kami/kita	Houseold of ours	Rumah tangga
Yours	Kamu	Parent of yours	Orangtua
Yours	Kalian	Descendent of yours	Keturunan
His	Dia	Office of this	Kantor dia
Hers	Dia	Company of hers	Perusahaan dia
Its	Nya	Fence of its	Pagarnya
Theirs	Mereka	Family of theirs	Keluarga mereka

d. Exercise

Fill in the blank with myself, yourself, herself, himself, themselves, his, her, their.

- 1) The boys are playing withfootball.
- 2) He spoke to , because nobody there
- 3) I cut the mango by
- 4) Tom and Ann blamed for the accident
- 5) She addressed the envelope to
- 6) I caught sight of in the mirror.
- 7) Badrun computer crashes and turns of by
- 8) Anisa of the talks to when she is upset.
- 9) They are learning by to play the guitar.
- 10) We have brought something to drink.

2. Expressing Sympathetic

a. Less Serious News

Oh no!
 What a pity
 What a shame
 What A nuisance
 Poor you

b. Very Sad News

How awful!
 How terrible!
 I'm really sorry to hear that
 That must've been awful!

c. Exercise 1

Match the correct sentence below.

1.	X: Y:	Hi, Jane. What happened? I lost my wallet	a	Oh what a pity, has he visited his doctor?
2.	A: B:	Why do you look so bad? I got 5 for my English	b	I am sorry to hear that. I hope she will be better soon
3.	X: Y:	Why didn't you come to school My mother was sent to the hospital	c	Oh poor you, have you reported it to the police
4.	A: B:	Why do you come late? I hit a little boy on the way here	d	That's too bad. I hope you'll get better next
5.	X: Y:	Why did your brother stay home? He got a bad cough	e	I am sorry to hear that. I hope the boy is all right

d. Exercise 2

Match the correct sentence below!

Ati : Hi Don, How are you doing?	a I am sorry to hear that
Don : Oh (1)...How about you?	b Thank you
Ati : (2)...By the way, why didn't you Come here last night	c Fine, thank you
Don : Oh, (3)...you	d That's very kind of you
Ati : really? (4)....	e Pretty well, thank you
Don : (5).....	f My father had a heart attack
Ati : Don't be angry, Don(6)	g I was worried about you
Don : Is that so?	h You don't need to feel sorry
Ati : Yes. That's why I call you now	i My mother was sent to the hospital too
Don : (7).....	j That's too bad
Ati : (8).....	
Don : Oh really? (9).....I hope she'll Be fine soon	
Ati : (10).....	

SUMMARY

Modul ini berisi dua (2) pokok materi utama yaitu :

1. Can I help you

Materi tersebut berisi pembelajaran bagaimana memberikan atau menawarkan bantuan pada orang lain. Materi can I Help you ada beberapa hal yang diajarkan yaitu:

- Do you need any help?
- Do you want a hand?
- Can I help you ?
- Can I assist you?

2. Asking for help

Materi ini berisikan pembelajaran yang berkaitan dengan meminta bantuan pada seseorang. Penggunaan ungkapannya adalah sebagai berikut:

- Would you mind helping me, please?
- Can /Could you help me, please?
- Would you like to help me, please?

3. Di samping penggunaan ungkapan terkait tema offering some help dan asking for help, modul ini dilengkapi pula pembelajaran grammar zone tentang penggunaan possessive pronoun.

EVALUATION

A. Answer the following questions!

1. The underlined expression expresses...

Mr. Bean : Hello, Miss Smith. Would you like to drink a cup of coffee?
I'm just making some.

Miss. Smith : Oh, yes please, that would be lovely

Mr. Bean : How do you take it?

Miss. Smith : With milk and sugar please.

Mr. Bean : Here you are.

Miss. Smith : Thank you.

- Offering something
- Offering help
- Accepting an offer
- Declining an offer
- Refusing an offer

2. The suitable expression to complete the dialogue is ...

Dany : Good morning Jane, do you want a cone of ice cream?

Jane : Oh, great! _____, I'd love one.

Dany : Chocolate or Strawberry?

Jane : Chocolate, please

- Yes please
- No Thanks
- Don't bother
- Never mind
- Not for me

3. The underlined word has similar meaning with...

Andy : Shall I carry your luggage to your apartment?

Boby : Yes, please!

- Borrow
- Bring
- Drop
- Dodge
- Leave

4. The suitable expression to complete the dialogue is ...

Indry : The box you brought looks very heavy _____

Putry : Sure, It's very kind of you. Thanks.

- a. Would you like me to help you?
- b. Would I like to help me?
- c. Would you like to help me?
- d. Would you like to bring it for me?
- e. Could you bring it for me?

5. The suitable expression to complete the dialogue is ...

Andi : Some of our friends will join the concert tomorrow. Would you like to go with me?

Putry : _____ It will very interesting. I need to refresh my mind this time.

- a. I'd love to but I don't think I can come
- b. I'm really sorry. I already have my own plan
- c. Well, I'm not sure
- d. What a great idea!
- e. Not for me, thanks

6. Complete the dialogue above with suitable expression

Bryan : Nuggy, where are you?

Nuggy : I'm in the house. What's matter?

Bryan : oh _____.

Nuggy : I'd like to help you. For what?

- a. Would you like some help?
- b. Sorry, I can't help you
- c. Could I possibly ask you to help me?
- d. Let me help you
- e. No, you don't need to help

7. The underlined sentence express

Romy : May I help you?

Deny : Hmmm. Don't bother yourself, thanks.

- a. Asking help
- b. Giving help
- c. Offering help
- d. Refusing an offer
- e. Accepting an offer

8. Complete the dialogue above

Elsa : Will you help me to build a snowman?

Olaf : Yes, of course. _____ .

- a. I won't
- b. I will
- c. I will not
- d. Will I?
- e. Shall I?

9. Dialogue for number 9 and number 10.

Mr. Iqbal : Jon, come here please

Jon : Yes, sir. I'm coming.

Mr. Iqbal : (9) _____ the goods to the shop, please?

Jon : With pleasure, sir.

Mr. Iqbal : Don't forget to put into the correct case!

Jon : (10) _____, sir.

Mr. Iqbal : Thanks.

- a. Can you bring
- b. Can I bring
- c. May I bring
- d. Don't bring
- e. I would like to bring

10. The suitable expression is

- a. Sorry, I can't
- b. I wish I could help you
- c. I'm bussy
- d. I need some help
- e. Don't worry

B. Read carefully and answer the questions

Ara : Good afternoon Mrs.Tina.

Mrs. Tina : Good afternoon Ara. What are you doing?

Ara : I'm looking for a book. Could you do a favor for me

Mrs. Tina : What is it?

Ara : I need a book about science. Would you mind showing me it?

Mrs. Tina : No, of course not. Can you look for it on the shelf over there?

Ara : Umm... I have searched it but I haven't found it. Would you please look for it together?

Mrs. Tina : I have two books of science. Both of them are "My Body Science" and "A Philosopher Looks At Science". Do you like both of them?

Ara : Really? Can you lend me the second one, please?

Mrs. Tina : I'll lend you if you give it back soon

Ara : Certainly. I'll return it immediately. Thank you.

Mrs. Tina : You're welcome

1. Where does the conversation take place?

.....

2. What is Ara looking for in the bookstore?

.....

3. What kind of book does she need?

.....

4. "Would you mind showing me it?" What does the underlined word refer to?

.....

5. How many books does Mrs. Tina have?

.....

6. What's the title of Mrs. Tina's books?

.....

7. Which book does Ara borrow?

.....

8. Will Mrs. Tina lend her book to Ara?

.....

9. Why Mrs. Tina permit Ara on borrowing her book?

.....

10. How many books does Ara borrow?

.....

ADDITIONAL RESOURCES

Bacalah Source lain untuk memperkaya pengetahuan pada modul ini, seperti:

- ▶ Buku Bahasa Inggris untuk SMA
- ▶ Developing English Grammar
- ▶ Link youtube terkait dengan “offering help”

GO TO THE NEXT MODULE!

Now you have finished learning module 11. You will be pleased to continue to the next module. In module 12 you will learn about:

- ▶ Application Letter
- ▶ Hard worker

ASSESSMENT

RUBRIK PENILAIAN

A. PENILAIAN SIKAP

1. Teknik Penilaian : Observasi

2. Instruksi :

- a. Instrumen Observasi ini diisi oleh tutor yang mengajar tatap muka mata pelajaran Bahasa Inggris.
- b. Berdasarkan hasil observasi, berilah penilaian sikap pada peserta didik dengan menggunakan lembar pengamatan.

3. Instrumen

LEMBAR PENGAMATAN

Nama Peserta Didik :

Tingkat/Semester :

Karakter yang dinilai : Disiplin, kejujuran, kesopanan, komunikatif, percaya diri, Kerjasama, religious dan tanggung jawab.

No.	PERNYATAAN	SKOR			
		4	3	2	1
1.	Peserta didik mengumpulkan tugas tepat waktu.				
2.	Peserta didik mengerjakan tugas mandiri dengan tidak mencontek pekerjaan rekan yang lain.				
3.	Peserta didik menunjukkan sikap sopan dan menghargai tutor.				
4.	Peserta didik melakukan komunikasi secara aktif dengan cara yang baik dan sopan terhadap tutor.				
5.	Peserta didik menunjukkan sikap percaya diri, tetapi tidak angkuh dalam mengerjakan tugas mandiri maupun kelompok.				
6.	Peserta didik menunjukkan kerjasama yang baik dengan rekan yang lain dalam mengerjakan tugas kelompok.				

7.	Peserta didik menunjukkan perilaku taat beragama, menjalankan ibadah sesuai dengan ajaran agamanya.				
8.	Peserta didik menunjukkan tanggungjawab dalam melaksanakan tugas pribadi maupun kelompok tanpa mengeluh dan mengerjakan secara bersungguh-sungguh.				
Total per skor					
Total Skor Keseluruhan					

Keterangan:

- Skor 4 diberikan apabila peserta didik SELALU menunjukkan SIKAP dan PERILAKU baik.
- Skor 3 diberikan apabila peserta didik SERING menunjukkan SIKAP dan PERILAKU baik.
- Skor 2 diberikan apabila peserta didik KADANG-KADANG menunjukkan SIKAP dan PERILAKU baik.
- Skor 1 diberikan apabila peserta didik JARANG/TIDAK PERNAH menunjukkan SIKAP dan PERILAKU baik.

4. Cara Menilai

a. Nilai skor maksimal = 32

b. Nilai diperoleh = $\frac{\text{Skor yang diperoleh}}{32} \times 100$

c. Contoh

Skor yang diperoleh = 28

Nilai yang diperoleh = $\frac{28}{32} \times 100 = 87,5$

B. PENILAIAN PENGETAHUAN DAN KETERAMPILAN

1. Teknik Penilaian : Penugasan

2. Instruksi :

- Penilaian ini dilakukan oleh tutor dengan cara mengevaluasi hasil pekerjaan peserta didik berdasarkan tugas-tugas yang diberikan.
- Nilai maksimal untuk masing-masing tugas adalah 100.
- Selanjutnya setiap nilai tugas pada modul ini dijumlah dan diambil nilai rata-rata penugasan.
- Contoh, jumlah tugas pada unit 1 sebanyak 10 tugas. Rata-rata nilai diambilkan dari:

$$\frac{\text{Jumlah nilai tugas Unit 1 keseluruhan}}{10} = \frac{\text{Nilai Rerata}}{10} \rightarrow \frac{850}{10} = 85$$

C. RUBRIK PENILAIAN DAN KUNCI JAWABAN

Rincian tugas tersebut dapat dilihat sebagai berikut:

1. Unit 1 Activity 1, Tugas B. Answer the questions based on the dialogue!

No.	Question	Answer	Score
1.	Who are they in the dialogue?	Rudi and Seanu	25
2.	What does Rudi do?	He fixes his car	25
3.	What does Seanu say to Rudi?	No Not at all, I'll be glad to give you a hand.	25
4.	What expression to respond offering help?	Thanks, I appreciate it.	25
Total Score			100

2. Unit 1 Activity 1, Tugas D. Statement to the pictures

Picture No.	Answer	Score
Picture 1	A policeman helps a woman crosses the road on the flood.	10
Picture 2	A child who helps a beggar.	10
Picture 3	A girl helps a couple of beggars.	10
Picture 4	A volunteer helps a patient.	10
Picture 5	A man helps his friend to climb the mountain.	10
Picture 6	A man helps a boy to take vegetables from the upper shelf.	10
Picture 7	She helps her brother to do his homework.	10
Picture 8	A girl helps her mother to do housework.	10
Picture 9	Two of her friends help her to walk when her leg was injured.	10
Picture 10	Her friends help her to solve her problem and cheer her up.	10
Total Score		100

3. Unit 1 Activity 1, Tugas Exercise.

No.	Answer	Score
1	C	10
2	D	10
3	A	10
4	E	10
5	B	10
6.	I	10
7.	G	10
8.	H	10
9.	J	10
10.	F	10
Total Score		100

4. Unit 1 Activity 2, Tugas A. Listen and learn.

No.	Answer	Score
1	Borrow a book	10
2	Indra is sweeping the floor	10
3	Widi	10
4	Widi helps to open the gate.	10
5	What are you looking for, Diah?	10
6.	Diah want to borrow Indra's book	10
7.	Yes she did	10
8.	Yes, I will take the book for you. Wait, please!	10
9.	Thank you	10
10.	Diah, Indra and Widi	10
Total Score		100

5. Unit 1 Activity 2, Tugas B. Listen and learn.

No.	Answer	Score
1	Offering help to show the way to Hotel	10
2	Beauty, Chayut, Raiwin, Kritiwa	10
3	Because Beauty lost her wallet and don't know the way to go to the hotel.	10
4	What can I do for you?	10
5	6. She suggests releasing at the announcement.	10
6.	Yes, she did.	10
7.	He saw it fall near the door.	10
8.	She's very thankful.	10
9.	Sorry. Do you know the way to the Smile Hotel?	10
10.	Thank you very much for helping us today.	10
Total Score		100

6. Unit 1 Activity 2, Tugas C. Listen Listen to the video and fill in the blank as you hear from the video !

No.	Answer	Score
1	Can I give you a hand?	20
2	Let me help.	20
3	Well, give me a shout if you need everything!	20
4	Let me help with your coat	20
5	Can I give a hand with your scarf too, Mr. Lime?	20
Total Score		100

7. Unit 2 Activity 1, Tugas C. Answer the following questions!

No.	Answer	Score
1	Two persons	25
2	Can you accompany me to go there?	25
3	She has a problem with her teeth	25
4	Would you mind helping me, please	25
Total Score		100

8. Unit 2 Activity 1, Tugas D. Make a dialogue at least 6 sentences about situation below

No.	Answer	Score
1	Me : Are you alone, Mam? Old Woman : Yes, I am. Me : Where are you going to go, Mam? Old woman : I want to go home by taxi. Me : Alright, your suitcase looks heavy. Old woman : Yes, a little bit heavy. Would you mind helping me to bring my suitcase to the taxi? Me : With pleasure, Mam!	25

2	Friend : You look tired. What's wrong? Me : Yes, I'm tired of doing my homework. Friend : what homework do you have? Me : Mathematics, English, and Physics. I've tried hard to do my homework. Friend : Yeah, I can imagine what hard work you have to do. Me : Do you have time on helping me with my homework, please? Friend : Ok, Let's work together.	25
3	My best friend : You look so confused and sad. What's the problem? Me : Actually, I'm tired of people saying on me? My best friend : What did people say about you? Please, don't hesitate to tell me. Me : They said that I look like a ball, big body, or giant. It hurt me and make me unconfident with myself. Friend : Oh God, they are so sarcastic. Me : As my best friend, would you help with controlling my diet and exercise program? Friend : Sure, I'll help you. I'll company you on doing exercise.	25
4	Budi : Hi Zaki! What's up, man? You look terrible. Zaki : Hi Budi. Love to meet you. I have a problem, Budi. Budi : Well, can I give you a hand? Zaki : I want to help my parents financially. What should I do to help my parents? Budi : You are good at art. Why don't you offer on doing the yearbook design of my brother's school? Zaki : I love to do it. Thanks for your idea and help.	25
Total Score		100

9. Unit 2 Activity 1, Tugas F. Answer the question based on the dialogue.

No.	Answer	Score
1	Two persons	10
2	Amanda goes shopping in the morning.	10
3	Amanda goes to the clothes shop.	10
4	Amanda wants to buy trousers.	10

5	Can you help me to take the trousers over there?	10
6.	Large size.	10
7.	It is Rp.100.000,-	10
8.	Rp.200.000,-	10
9.	Amanda think that the trouser is too expensive.	10
10.	Because it's a fix price.	10
Total Score		100

10. Unit 2 Activity 1, Tugas G. Ask to do something in polite way.

No.	Answer	Score
1	Could you turn on the computer, please?	10
2	Could you turn off the television, please?	10
3	Could you switch off the cell phone, please?	10
4	Could you switch on the lamp, please?	10
5	Could you speak loudly, please?	10
6.	Would you mind to cooked dinner for us?	10
7.	Would you mind recite a prayer before we eat?	10
8.	Would you like to sing a song to cheer me up?	10
9.	Do you mind to pick up my daughter from school?	10
10.	Would you mind taking care of my mother during I work?	10
Total Score		100

11. Unit 2 Activity 2, Tugas B. Complete the sentences with your own words.

No.	Answer	Score
1	so I will give her my money. OR so I will lend her my money.	10
2	I will help him to to stand up. OR I will help him to treat his wound.	10
3	So I will donate my blood.	10

4	I will give her/him food.	10
5	I will help him. OR I will teach him.	10
6.	I will do housework. OR I will do the cleaning.	10
7.	I will take public transportation to school. OR I will walk to school.	10
8.	I will succeed in class. OR I will have a bright future.	10
9.	then everything will go well. OR then I will reach my dreams.	10
10.	then I can do everything well. OR I will succeed in the future.v	10
Total Score		100

12. Unit 2 Activity 2, Tugas First Conversation: Listen carefully and answer the question based on the first dialogue.

No.	Answer	Score
1	ABC Hotel.	20
2	The conversation is about to check in to the hotel.	20
3	The reception hotel and the customer	20
4	The reception hotel assists the customer to check in to the hotel and take the luggage.	20
5	Well, may I assist you Sir. Do you want to check in? May I take your luggage?	20
Total Score		100

13. Unit 2 Activity 2, Tugas Second Conversation: Listen to the conversation carefully and fill the blank below with a suitable sentence in the box.

No.	Answer	Score
1	C	20
2	A	20
3	E	20
4	D	20
5	B	20
Total Score		100

14. Unit 2 Activity 2, Tugas Third Conversation: Translate into Bahasa Indonesia.

No.	Answer	Score
1	Pak, apakah sudah selesai makan malamnya?	20
2	Belum. Saya masih makan yang ini.	20
3	Baiklah. Apakah Anda mau saya ambilkan minum?	20
4	Air putih saja.	20
5	Tunggu sebentar.	10
6	Terima kasih.	10
Total Score		100

15. Unit 2 Grammar Zone, Tugas Exercise: A possessive pronoun.

No.	Answer	Score
1.	Their	10
2.	Himself	10
3.	Myself	10
4.	themselves	10
5.	Herself	10
6.	Myself	10
7.	Itself	10
8.	Herself	10

9.	Themselves	10
10	ourselves	10
Total Score		100

16. Unit 2 Grammar Zone, Tugas Exercise 1: Match the correct sentence.

No.	Answer	Score
1	C	20
2	D	20
3	A	20
4	E	20
5	B	20
Total Score		100

17. Unit 2 Grammar Zone, Tugas Exercise 2: Match the correct sentence.

No.	Answer	Score
1.	C	10
2.	E	10
3.	F	10
4.	A	10
5.	H	10
6.	G	10
7.	D	10
8.	I	10
9.	J	10
10	B	10
Total Score		100

D. PENILAIAN EVALUASI

1. Kriteria Penilaian Evaluasi

a. Soal Pilihan Ganda

- 1) Jawaban benar, skor 1 = 1 x 10 soal = 10
- 2) Jawaban salah, skor 0 = 0 x 10 soal = 0
- 3) Skor maksimal = 10**

b. Soal Uraian

- 1) Jawaban lengkap dan tepat, skor 3 = 3 x 5 soal = 15
- 2) Jawaban kurang lengkap dan kurang tepat, skor 2 = 2 x 5 = 10
- 3) Jawaban salah, skor 1 = 1 x 5 = 5
- 4) Skor maksimal = 15**

$$\text{Nilai Evaluasi} = \frac{\text{Jumlah skor pilihan ganda + uraian}}{25} \times 100\%$$

2. Kunci Jawaban Soal "Evaluasi"

Multiple Choice

No. soal	Jawaban	No soal	Jawaban
1.	A	6.	C
2.	A	7.	C
3.	B	8.	B
4.	A	9.	A
5.	D	10.	E

Essay

No	Answer
1.	At the bookstore.
2.	Books.
3.	Science books.
4.	A book.
5.	Two books.
6.	The title of the books are "My Body Science" and "A Philosopher Looks at Science".
7.	A Philosopher Looks at Science.
8.	Yes, she will.
9.	Because she promise to return the book immediately.
10.	One book.

E. PENILAIAN GABUNGAN

1. Penilaian gabungan adalah rerata antara nilai sikap, pengetahuan dan keterampilan dan soal evaluasi
2. Pemberian nilai gabungan dilakukan dengan kriteria sebagai berikut:
 - a. Jumlah nilai Sikap memiliki bobot 30%.
 - b. Jumlah nilai pengetahuan dan keterampilan memiliki bobot 40%.
 - c. Jumlah nilai evaluasi memiliki bobot 30%.
3. Penghitungan penggabungan nilai dilakukan dengan cara berikut:

$$\text{Nilai Modul} = (\text{NS} \times 30\%) + (\text{NPK} \times 40\%) + (\text{NE} \times 30\%)$$

Keterangan : NS = Nilai Sikap

NPK = Nilai Pengetahuan dan Keterampilan

NE = Nilai Evaluasi

Contoh:

Nilai sikap = 90

Nilai Pengetahuan dan Keterampilan = 80

Nilai Evaluasi = 75

$$\begin{aligned}\text{Nilai gabungan} &= (30\% \times 90) + (40\% \times 80) + (30\% \times 75) \\ &= 27 + 32 + 22.5 \\ &= 81.5\end{aligned}$$

F. KRITERIA KETUNTASAN

Peserta dianggap tuntas belajar Modul ini apabila telah memiliki nilai **GABUNGAN** minimal **80**. Pada contoh hitungan di atas, peserta didik dianggap tuntas mempelajari modul ini karena mencapai nilai di atas kriteria ketuntasan yaitu 81,5.

REFERENCES

Asyikin, Drs. Andari, Retno, Dra 2001. Buku warga Belajar paket C setara SMU. Bandung Lubuk Agung

Heasley Drendan, Maskur. 1996. English In Use for SMU. Bandung. Penerbit Erlangga
Setiawan Dj Otong. 2015. Buku Siswa Bahasa Inggris SMA/SMK. Bandung. Yrama Widya

[https://picture for offering help.com](https://pictureforofferinghelp.com)

[https://www. itapuih.com/2016/08/asking-offering-and-giving-help-beserta.html](https://www.itapuih.com/2016/08/asking-offering-and-giving-help-beserta.html)

[https://www. scribd.com/document/358470707/Soal-Exercise-Bahasa-Inggris-Asking-and-Offering-for-Help](https://www.scribd.com/document/358470707/Soal-Exercise-Bahasa-Inggris-Asking-and-Offering-for-Help)

ABOUT THE AUTHOR



Nama : Runing Agustinawati, S.Pd
Kantor : SMA Negeri Mojogedang, Kab. Karanganyar
Jawa Tengah
Telp. Kantor : 085106082691
Nomor HP : 085647463409
Jabatan : Guru Bahasa Inggris
Email : runingandri2@gmail.com
Pendidikan : SI Bahasa Inggris

Pengembang Modul :

1. Pembuatan modul pembelajaran Bahasa Inggris untuk kelas XII semester gasal dan semester genap tahun 2005 dan 2007
2. Buku Rampai Pembelajaran “Guru Memerangi Hoax “ tahun 2018
3. Pembuatan Media Pembelajaran Poster untuk Kelas XII tahun 2017

ABOUT THE AUTHOR



Nama Lengkap : Suci Paresti
Telp Kantor/HP : 081212311395
E-Mail : sucirahmasafira@yahoo.com
Akun Facebook : --
Alamat Kantor : Jalan Gunung Sahari Raya No 4, Senen, Jakarta Pusat

Bidang Keahlian:

- ▶ Pengembang Kurikulum Pendidikan Formal dan Pendidikan Non Formal
- ▶ Pengembang Kurikulum Pendidikan Anak Usia Dini

Riwayat Pekerjaan/Profesi dalam 10 Tahun Terakhir

- ▶ Pengembang Kurikulum di Pusat Kurikulum Pendidikan dan Perbukuan (1993 s.d sekarang)

Riwayat Pendidikan Tinggi dan Tahun Belajar

- ▶ S2: Faculty of Education, Early Childhood Education, University of Newcastle, NSW-Australia, Januari 1998 s.d Agustus 1999 (tidak tamat)
- ▶ S1: Fakultas Ilmu Pendidikan, Psikologi Pendidikan dan Bimbingan, Pendidikan Prasekolah dan Dasar, IKIP Jakarta, 1984 s.d 1988

Judul Buku dan Tahun Terbit

1. Modul Pelatihan Tutor Pendidikan Kesetaraan, Direktorat Pembinaan Pendidikan Keaksaraan dan Kesetaraan, Kemendikbud, 2018
2. Modul 3. Lezat dan Aman untuk Dikonsumsi: Panganekaragaman Pangan, Prakarya dan Kewirausahaan, Paket C Kelas X, Direktorat Pembinaan Pendidikan Keaksaraan dan Kesetaraan, Kemendikbud 2017.
3. Modul 4. Lezat dan Aman untuk Dikonsumsi: Berkarya Kreatif, Prakarya dan Kewirausahaan, Paket C Kelas X, Direktorat Pembinaan Pendidikan Keaksaraan dan Kesetaraan, Kemendikbud 2017.
4. Buku Teks Siswa, Prakarya Kelas Kelas VII dan Kelas VIII SMP Semester 1 dan 2 (edisi revisi), Kemendikbud, 2017.

5. Buku Guru, Prakarya Kelas Kelas VII dan Kelas VIII SMP (edisi revisi), Kemendikbud, 2017.
6. Modul Pelatihan Fasilitasi dan Sosialisasi Kurikulum PAUD 2013, Kemendikbud 2015.
7. Buku Teks Siswa, Prakarya dan Kewirausahaan Kelas X SMALB Tunanetra, Tunarungu, Tunadaksa dan Tunagrahita, Kemendikbud, 2015.
8. Buku Guru, Prakarya dan Kewirausahaan Kelas X SMALB Tunanetra, Tunarungu, Tunadaksa dan Tunagrahita, Kemendikbud, 2015.
9. Buku Teks Siswa, Prakarya Kelas VII dan Kelas VIII SMP Semester 1 dan 2, Kemendikbud, 2013 dan 2014.
10. Buku Guru, Prakarya Kelas VII dan Kelas VIII SMP, Kemendikbud, 2013 dan 2014.
11. Buku Pelatihan Guru tentang Kurikulum 2013 Mata Pelajaran Prakarya SMP, Kemendikbud, 2013.
12. Modul Pengembangan Muatan Lokal Noken, Kemendikbud, 2013.
13. Best Practice Pendidikan Karakter: Manusia perlu Karakter, Bukan Sekedar Pintar, Kemendikbud, 2011.
14. Pengembangan Pendidikan Budaya dan Karakter Bangsa, Kemendikbud, 2010.

Judul Penelitian dan Tahun Terbit (10 Tahun Terakhir)

1. Profil Lulusan Pendidikan Dasar Terhadap Pembangunan Manusia Dalam Rangka Pengembangan Kebijakan Kurikulum Masa Depan (2016)
2. Penelitian Kurikulum dan Perbukuan Pendidikan Nonformal tentang Program Pendidikan Kepemudaan. (2014)
3. Model Kurikulum 2013 Berbasis Masyarakat Sungai dan Pendidikan Teknologi Dasar. (2013)
4. Penelitian Kurikulum Pendidikan Non Formal. (2012)
5. Penelitian Model Pemberdayaan Masyarakat Pesisir Berbasis Ekonomi Produktif di Kabupaten Cirebon, Jawa Barat dan Kabupaten Jeneponto, Sulawesi Selatan. (2012)
6. Penelitian Pengembangan Model Kurikulum Berbasis Kecakapan Hidup yang Berorientasi Ekonomi Kreatif di SMP 3 Kalasan, D.I. Yogyakarta. (2010)
7. Penelitian Pengembangan Model Kurikulum Pendidikan Layanan Khusus Tingkat Pendidikan Dasar yang tinggal di daerah terpencil. (2007)